

**KAMIL JANIAK, ANNA JURGA, KRZYSZTOF
RATKIEWICZ, ANNA WDOWIKOWSKA,
MAŁGORZATA REDA, MAŁGORZATA JANICKA,
PIOTR CHOCHURA**

CLOSING LOOP WITH BIOLOGICAL NITRIFICATION FOR NUTRIENTS RECOVERY AND SURFACTANTS REMOVAL

Melissa conference

TOULOUSE, 2022



The experiment

Project description and aim

- Urine and grey water preparation on basis of recipe
- Aerobic treatment of mixture of urine and grey water
- Dilution (and modification) of aerobically treated mixture of urine and grey water to meet plants requirements
- Cultivation experiment

AIM: to check what is the stress factor in lettuce cultivation based on nitrified urine and grey water

The experiment

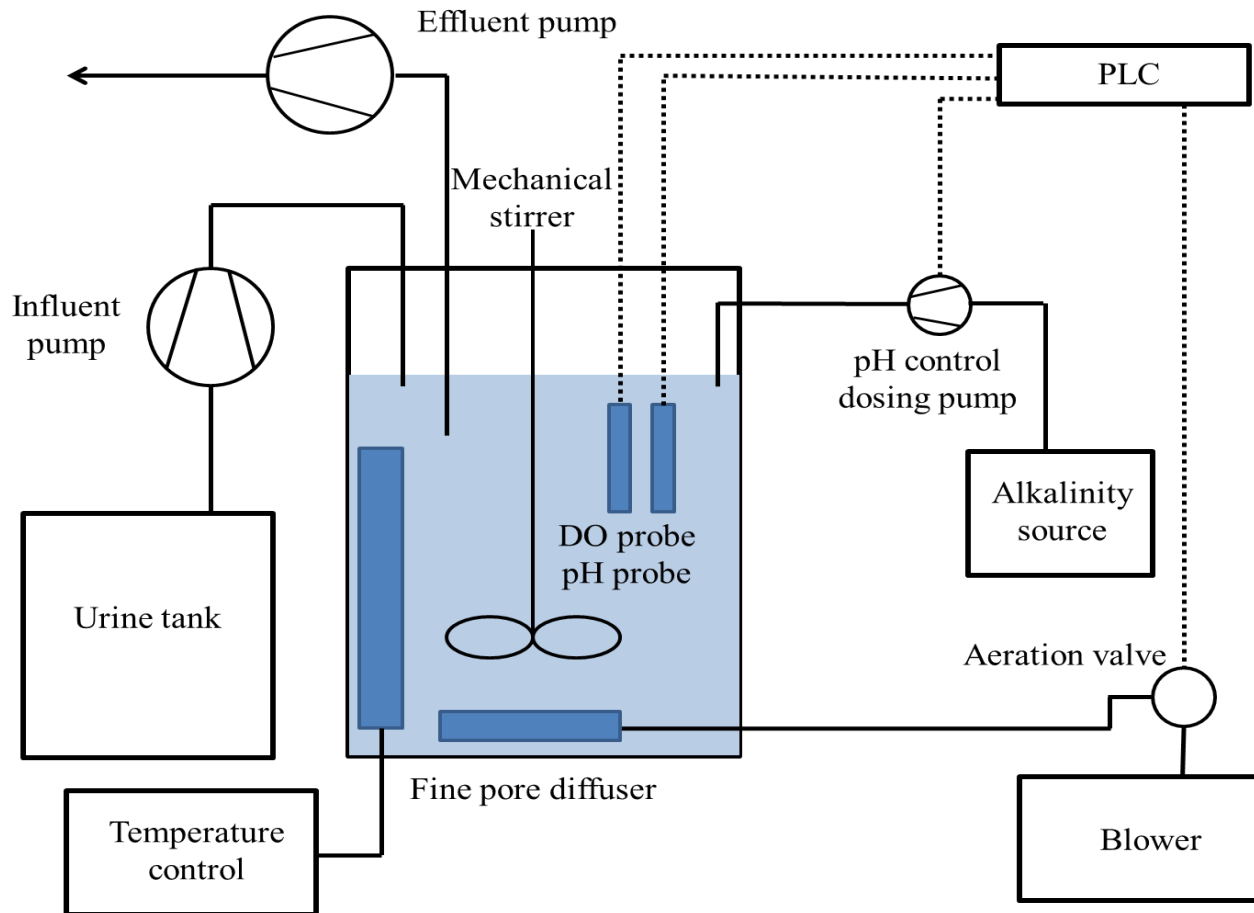
Urine and grey water preparation

- Urine based on Feng and Wu, 2006
- Grey water based on Verostko et al., 2004a
- Final composition obtained assuming 14.38 L/day for grey water, and 2 L/day for urine and flush water (Anderson et al. 2018)

Element	N (mainly N- NH ₄)	P	C	Mg	S	Ca	K	Na	Cl	Anionic surfactant SMCT	
Concentration	mg/L	644	67	350	16.6	490	125	183.3	260.4	448.8	1760

The experiment

Aerobic treatment - reactor



The experiment

Aerobic treatment - results

Parameter	Unit	Nitrified Urine and Grey water
pH	-	6.5±0.15
EC (electrical conductivity)	mS·cm ⁻¹	7.98±0.05
N-NO ₃	mg·L ⁻¹	566.0±5
P _{tot}	mg·L ⁻¹	61.0±0.5
K _{tot}	mg·L ⁻¹	220.0±2.5
Ca ₂₊	mg·L ⁻¹	93.8±1.5
Mg ₂₊	mg·L ⁻¹	21.4±0.2
Na ⁺	mg·L ⁻¹	1490.0±0.5
Cl ⁻	mg·L ⁻¹	616.0±1.5
S-SO ₄ ²⁻	mg·L ⁻¹	497.0±5
Fe	mg·L ⁻¹	0.2±0.05
Mn	mg·L ⁻¹	0.2±0.05
Cu	mg·L ⁻¹	0.2±0.05
Zn	mg·L ⁻¹	0.2±0.05
B	mg·L ⁻¹	0.21±0.05
Mo	mg·L ⁻¹	trace
SMCT	mg·L ⁻¹	85±5

Comment

- Very high surfactant removal
- Nearly complete nitrification
- High conductivity due to Na⁺ excess
- Moderate pH

The experiment

Nutrient solution composition

Parameter	Unit	Module 1	Module 2	Module 3	Module 4 RCF
		NUG	NUGE	HS	
pH	-	7.21±0.15	6.2±0.15	5.61±0.15	5.71±0.15
EC (electrical conductivity)	mS·cm ⁻¹	2.96±0.05	3.22±0.05	2.02±0.05	2.15±0.05
N-NO ₃	mg·L ⁻¹	210.0±5	223.0±5	214.0±5	219.5±5
P _{tot}	mg·L ⁻¹	23.0±0.5	43.0±0.5	30.7±0.5	50.2±0.5
K _{tot}	mg·L ⁻¹	82.0±2.5	265.0±2.5	238.0±2.5	299.7±2.5
Ca ₂₊	mg·L ⁻¹	35.0±1.5	80.0±1.5	204.4±1.5	219.8±1.5
Mg ₂₊	mg·L ⁻¹	8.0±0.2	48.0±0.2	24.0±0.2	16.9±0.2
Na ⁺	mg·L ⁻¹	554.0±0.5	497.0±0.5	0.002±0.5	0.0±0.5
Cl ⁻	mg·L ⁻¹	229.0±1.5	205.0±1.5	0.0±1.5	0.0±1.5
S-SO ₄ ²⁻	mg·L ⁻¹	185.0±5	221.0±5	32.1±5	22.8±5

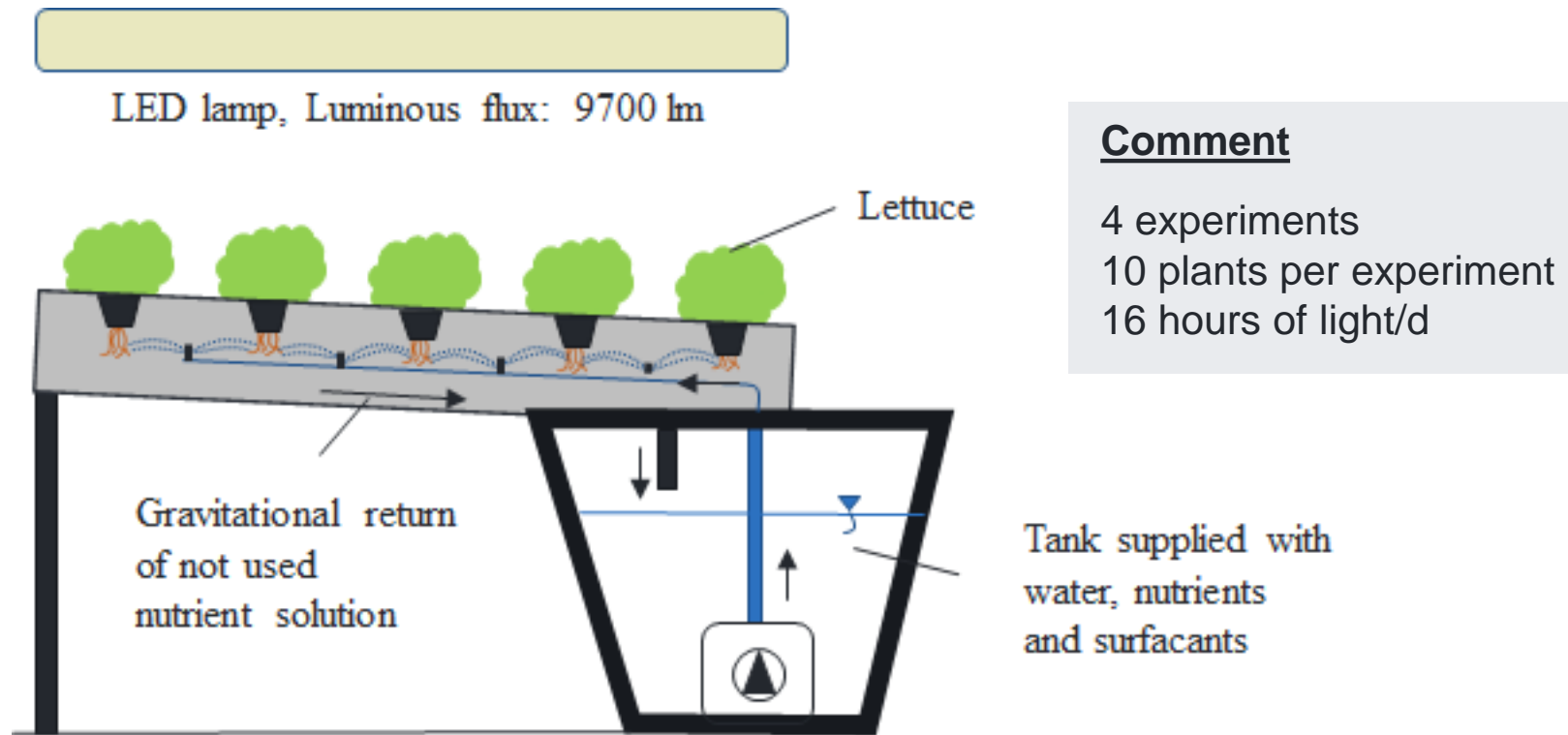
The experiment

Nutrient solutions composition

Parameter	Unit	Module 1	Module 2	Module 3	Module 4 RCF
		NUG	NUGE	HS	
Fe	mg·L ⁻¹	0.07±0.05	1.80±0.02	4.19±0.02	2.30±0.02
Mn	mg·L ⁻¹	0.07±0.05	0.77±0.05	0.50±0.05	1.40±0.05
Cu	mg·L ⁻¹	0.07±0.05	0.22±0.05	0.0006±0.05	0.100±0.05
Zn	mg·L ⁻¹	0.07±0.05	0.08±0.05	0.0006±0.05	0.300±0.05
B	mg·L ⁻¹	0.08±0.05	0.42±0.05	0.055±0.05	0.400±0.05
Mo	mg·L ⁻¹	trace	0.06±0.05	0.005±0.05	0.400±0.05
Anionic surfactant	mg·L ⁻¹				
SMCT		31± 5	26.3± 5	0	0

The experiment

Cultivation



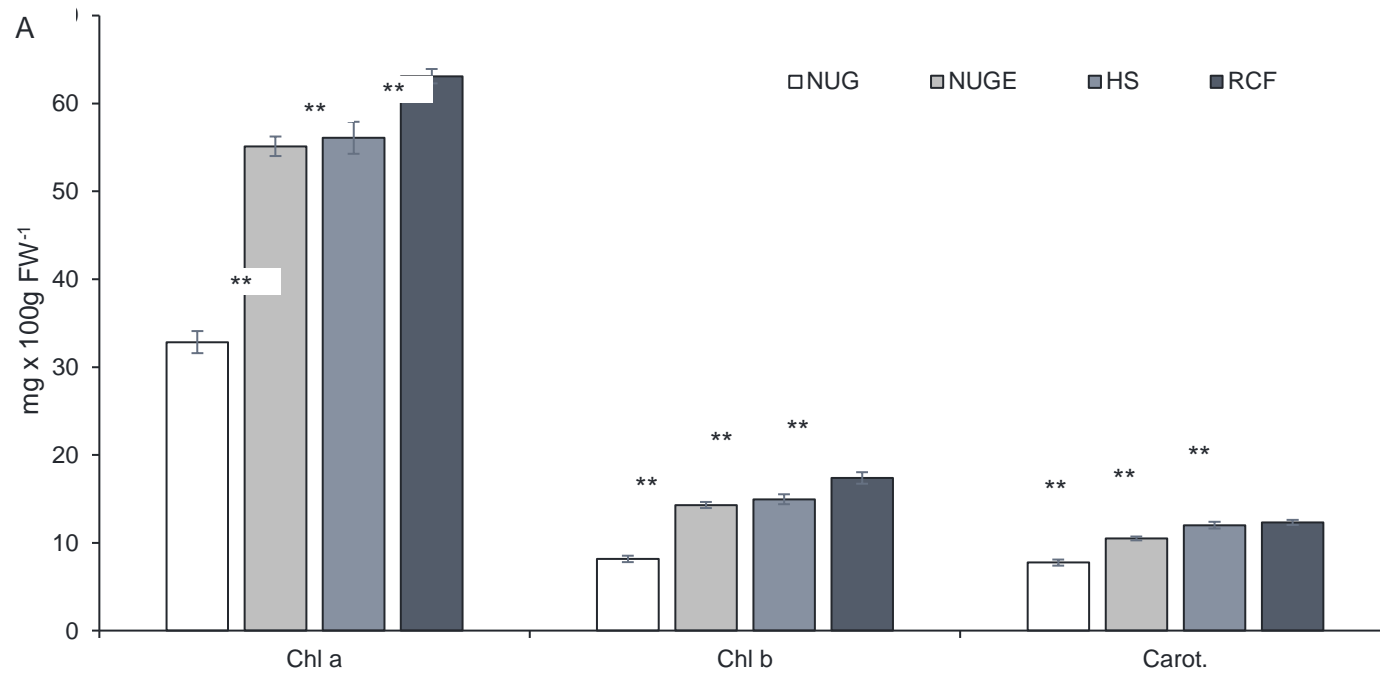
The experiment

Cultivation results - yield

Module number	Leaf		Stem		Roots		Harvest index	Edible to Inedible ratio
	FM	DM	FM	DM	FM	DM		
	g·plant ⁻¹	%	g·plant ⁻¹	%	g·plant ⁻¹	%		
Module 1 NUG (N=10)	25.69±6.47	4.68±0.12	4.18±1.05	8.72±0.21	9.68±2.57	2.85±0.03	75±4	3.22±1.05
Module 2 NUGE (N=10)	34.65±11.72	5.43±1.20	5.64±1.91	8.93±0.04	11.45±3.17	2.81±0.06	77±3	3.51±0.67
Module 3 HS (N=9)	36.08±5.01	4.96±0.02	5.87±0.82	8.95±0.04	11.49±1.28	2.82±0.03	78±2	3.66±0.35
Module 4 RCF (N=9)	33.7±8.22	4.83±0.04	5.49±1.34	8.86±0.06	9.06±2.35	2.59±0.03	81±1	4.35±0.38

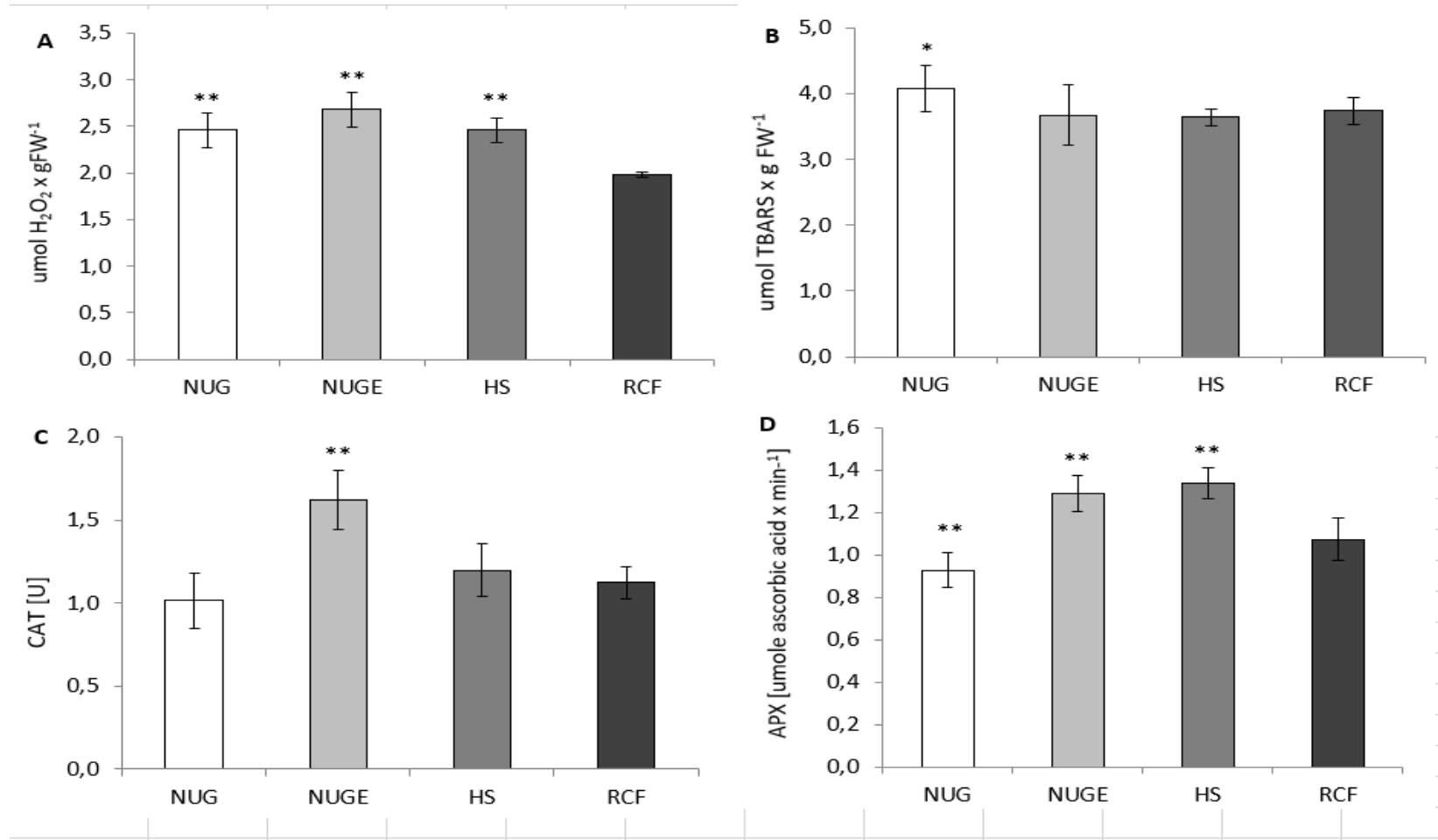
The experiment

Results – chlorophyll and carotenoids content



The experiment

Results – stress parameters



The overall results

Nutrient deficiency rather than stress due to surfactant presence is the main factor of lower crops in nitrified urine and greywater cultivation

Literature

Feng, D.-L., Wu, Z.-C., 2006. Culture of *Spirulina platensis* in human urine for biomass production and O₂ evolution. *J Zhejiang Univ Sci B* 7, 34–37.
<https://doi.org/10.1631/jzus.2006.B0034>

Verostko, C.E., Carrier, C., Finger, B.W., 2004. Ersatz Wastewater Formulations for Testing Water Recovery Systems. SAE TECHNICAL PAPER SERIES 2004-01-24, 1–19. <https://doi.org/https://doi.org/10.4271/2004-01-2448>

Anderson, M.S., Ewert, M.K., Keener, J.F., Wagner, S.A., 2018a. Life Support Baseline Values and Assumptions Document, NASA/TP-2015-218570/REV1.
<https://doi.org/CTSD-ADV-484 A>